

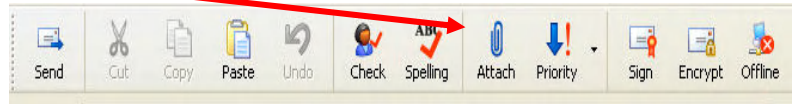
## LAPTTOP

Attaching a picture to an email in Outlook Express.

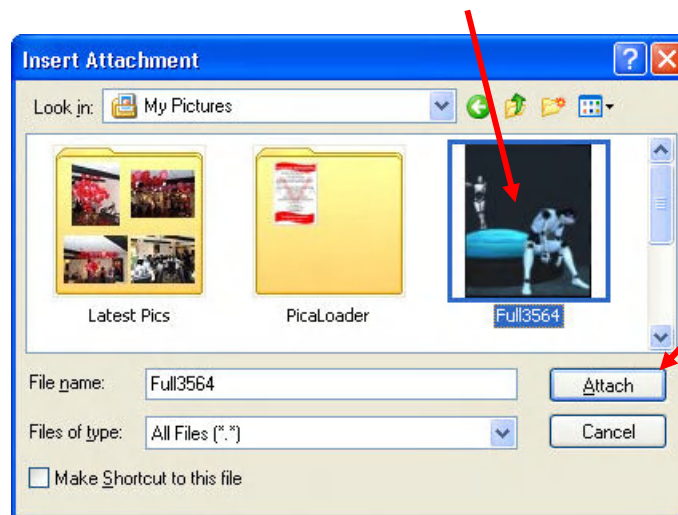
13/01/2009

Start Outlook Express.

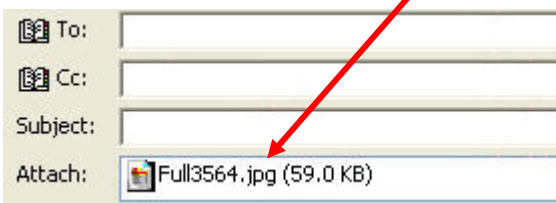
1. Write your email.
2. Select the Paper Clip icon in the Toolbar



3. My Documents folder should open by default. Navigate to the picture, this might be in the folder named My Pictures, select it and click on 'Attach'



4. You will be returned to your email. Look at the Address Bar, you will now see an attachment Bar where your attachment is



It is now possible to double click on this attachment to open it in Windows picture and fax viewer, just to make sure it is the right picture.

You can continue with your email adding more pictures if you want to.

