

Social networking

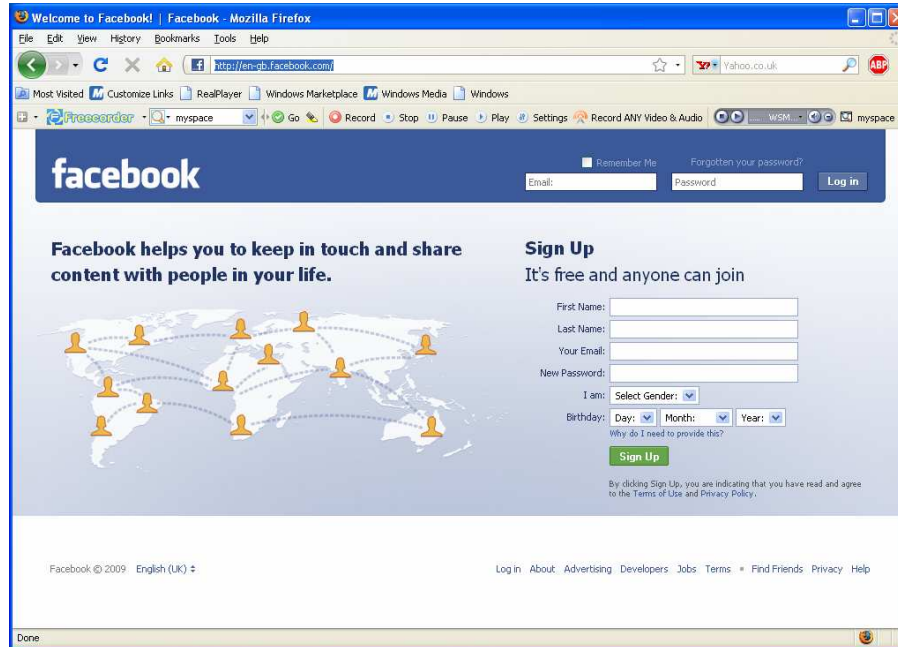
What is social networking?

A **social network** is an online community of people who share interests and/or activities, or who are interested in exploring the interests and activities of others. Most social network services are web based and provide a variety of ways for users to interact, such as e-mail and instant messaging services.

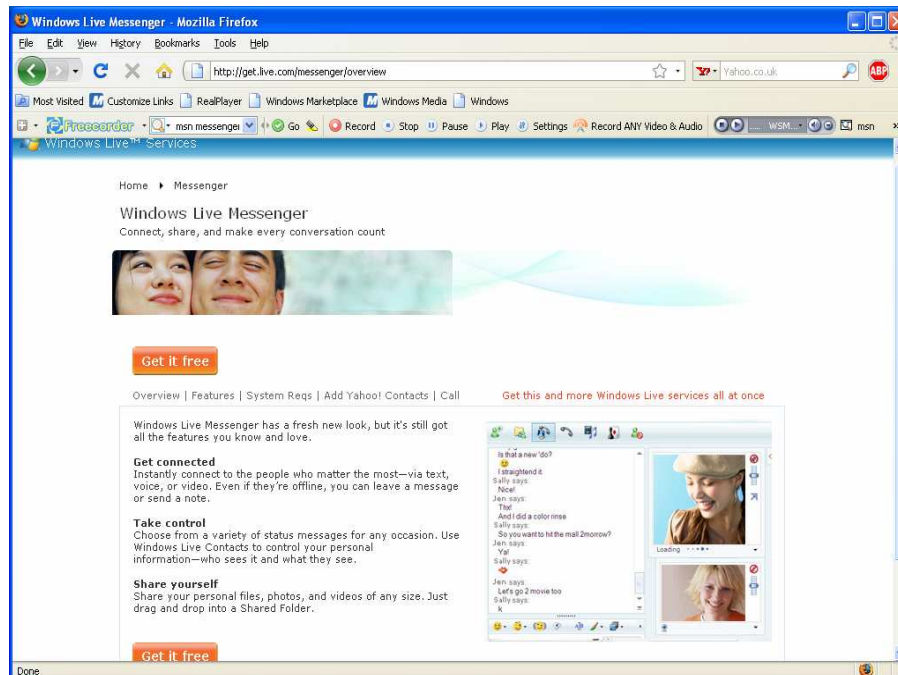
Example Social networks are:

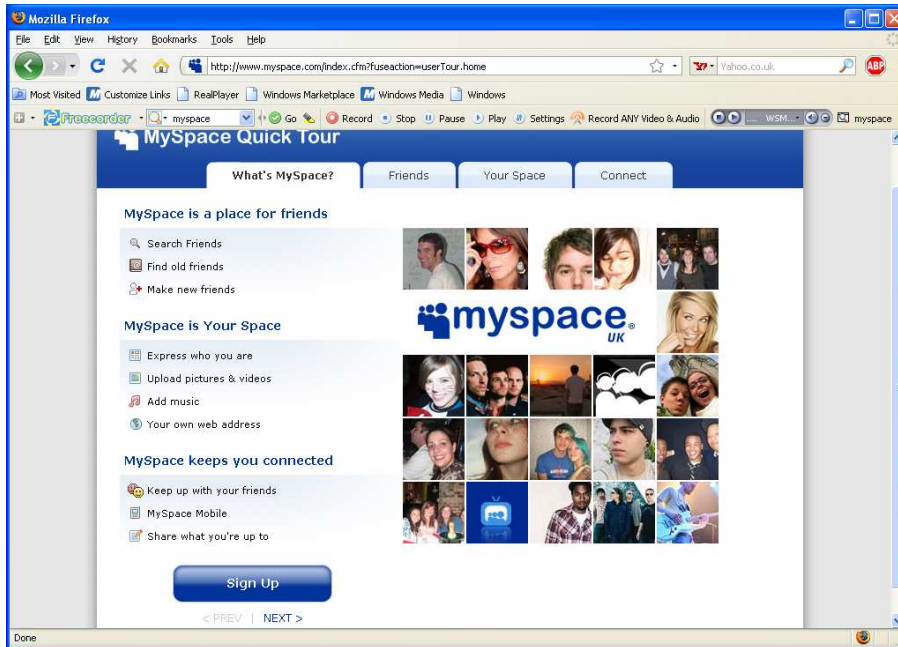
The three of the most popular, that you may have heard of are: -

Facebook



Windows Live Messenger



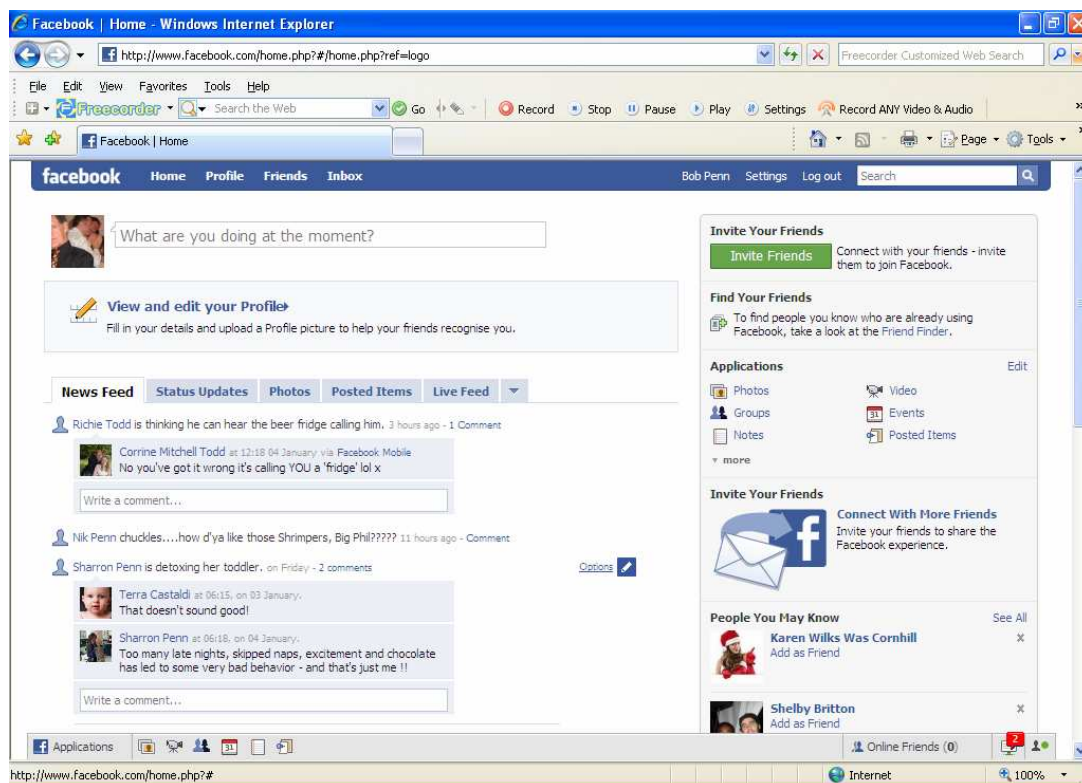


1st Facebook (and My Space are very similar).

To join the web based system **Facebook (or My Space)**, you simply complete the sign on screen and then your given access to set up your own web page section. You can communicate with friends who are already on Facebook or you can invite friends to join, who are not on Facebook.

You can share interests, join any group that may be of interest to you. You can create photo albums and add photos into them. The photos can then be seen by friends on-line. Removing, the need to e-mail them.

All functions are accessible from the “Home” screen once you’ve signed in.



2nd Window Live messenger (not Web Messenger)

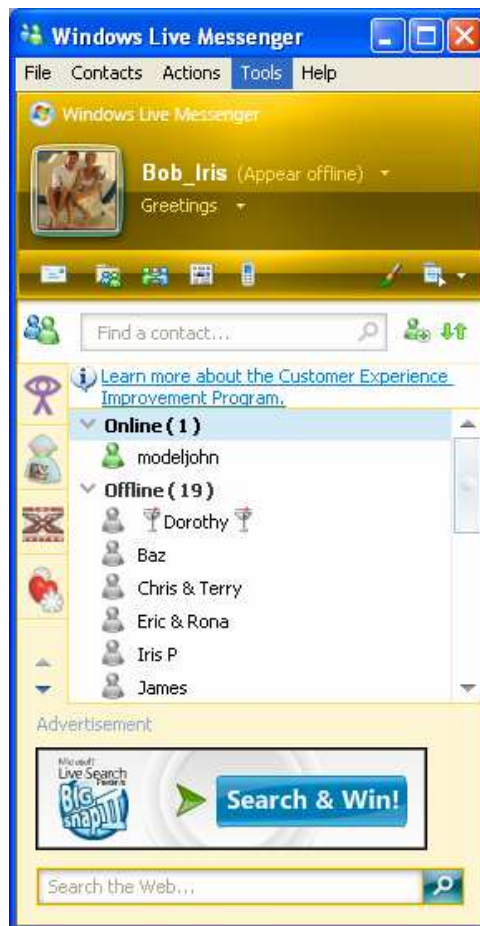
With this package you have to firstly download a piece of free software from the Microsoft web site. Once installed you need to sign up for a Microsoft Net passport.

Note: You can use your existing e-mail address or you can use one that Microsoft will automatically allocate to you. Most people use their existing.

Your friends have, currently, to also have installed Windows Live Messenger on to their PC before you can communicate with them via this package. However, in the not too distant future Messenger will be able to communicate with similar packages like Yahoo Messenger.

With Windows Live Messenger you can communicate via text, voice and web cam with your friends. If they are not online, with Messenger, you can leave them a text message that they will see, the next time they log on.

Sign on screen once program has been installed on your PC

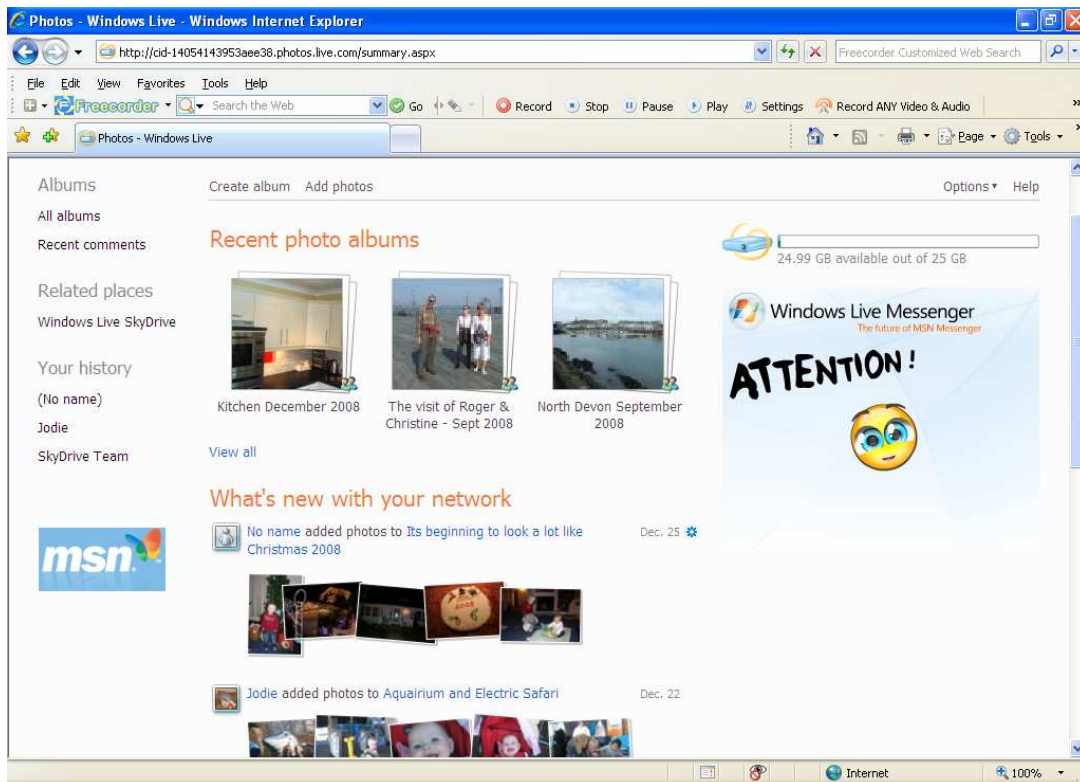


The fig above shows how you determine who is on line or off line.

To contact a person on line simply right click the name and a select audio or video call. They will hear a ring tone and see a pop up message advising you are trying to contact them – they either accept or ignore.

To leave a text message, for a person who is off line, simply right click the name and select “Off line instant message” they will see your message the next time they access Messenger.

A couple of other functions within Messenger are, like Facebook etc you can create and share photo albums with friends / family without the need to email pictures.



Finally one very useful function – maybe for you – is the ability to upload a file that is too large for emailing, to what is called the Skydrive. A friend / family “Messenger” member can then access the Skydrive and download the file to their PC.

So there you have it a brief summary of “Social Networking” – why not have a go BUT remember....

Don't give away any personal information when signing up – remember a lot of people – some you may not know – may be able to read it. Be sensible on line.

Bob P.